ADULT ACTIVITY PACK - OCTOBER



October is National Apple Month!



Fun Facts About Apples:

- Apple trees can live to be about 100 years old.
- Bobbing for apples? 25% of an apple's volume is air, which is why they float.
- Thanks to their high levels of boron, apples can help improve your memory, mental alertness, and electrical activity of the brain







Apple Cultivars

J O I L K V X Z J H Y B R I D E I O F J B N A
W W B W O L F R I V E R O M E M M M I D T C F
N Z P A Z E S T A R W I N E S A P F L E S H H
L G A L A M B R O S I A R O M A T I C X E M F
K I N G R U S S E T L W F L J K L R U S S E T
N N X U K E T T A W O E B D O Y Y E L O M D O
W G C A G R E N A D I E R H N O R S T U A I P
S E S C O R T L A N D M A G A K M I I R L U A
B R A M L E Y O I L I B E R T Y C D V R L M Z
H G U M D E S S E R T X B E H I I E A T I N G
H O R T I C U L T U R E U E A P N A R E D U Q
R L V A R I E T Y A B Z R N N P T J A Z Z N S
Z D J U N A L U S K A Z N M A C O U N I E R K
L X O H O N E Y C R I S P U C R S P E C I E S
I M N A R B Y F D E L M R T Z I H I M R D D T
I M A X T Y H S W E E T D S N S D T P I A Z O
E M G G H Y X N M N Y M I U R P K E I S R N R
U Z O C E C O O K I N G O L D E N R R P E D A
L Y L A R G E W F I T L P O V D L V E I D E G
A B D M N V G A U A E H A D B A B B D N K H E
L B O E S D O P J S N V L I M C D E D E V B Y
Q V H O P I P P I N D K O I H G W B G M G Y R
H O N E Y G O L D J E L R P W Z W T I G K Q I
C W W S C Y C E J F R U S V Y D V R B I F O V
S R M N I B C X M A A Y A F K A I D N D H D R

AMBROSIA
AROMATIC
BAILEY
BRAEBURN
BRAMLEY
CAMEO
CIDER
COOKING
CORTLAND
CRISP
CRISPIN
CULTIVAR
DESSERT
EATING
EATING
EMPIRE
ENVY
FIRESIDE
FLESH
FUJI
GALA
GINGER GOLD
GOLDEN
GRANNY SMITH
GREEN
GRENADIER
HEIRLOOM
HONEYCRISP
HONEYGOLD
HORTICULTURE
HYBRID
IDARED
JAZZ
JONAGOLD
JONATHAN
JUNALUSKA
JUPITER
KING RUSSET
LARGE
LIBERTY
LODI
MACOUN
MCINTOSH
MEDIUM
MUTSU
NORTHERN SPY
OPAL
OZARK GOLD
PIPPIN
RED
ROME
RUSSET
SIRIUS
SMALL
SNOW APPLE
SOUR
SPECIES
STORAGE
SWEET
TENDER
TOPAZ
VARIETY
WINESAP
WOLF RIVER
ZESTAR



© Puzzle Cheer

Astronomy Lookout!

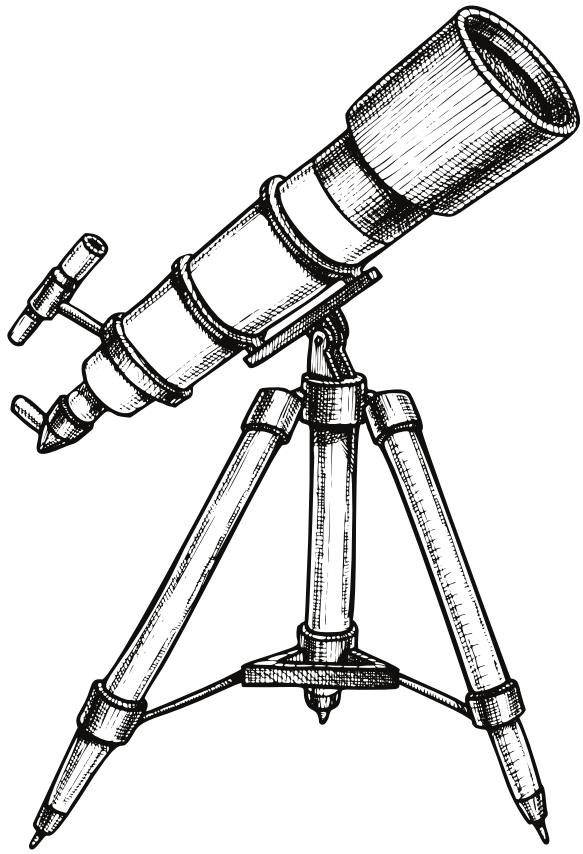

Draconid Meteor Shower

Oct. 9th (Evening)

Orionid Meteor Shower

Oct. 21-22 (Before Dawn)

OCTOBER 25TH IS WHEN THE HUNTER'S MOON APPEARS!

Traditionally, people in the Northern Hemisphere spent October preparing for the coming winter by hunting, slaughtering, and preserving meats, giving this Full Moon its Anglo-Saxon name Hunter's Moon.







Halloween Mad Libs





Fill in the blanks WITHOUT reading the story first — then read it aloud for maximum chaos!

STORY 1: The Haunted Mansion

Last Halloween, I walked into a _____ *(adjective)* old mansion that smelled like _____ *(noun)*. The door creaked like a _____ *(animal)* and I heard _____ *(name)* screaming from upstairs. I grabbed my _____ *(noun)* and slowly climbed the _____ *(adjective)* staircase. Suddenly a _____ *(color)* ghost flew out and yelled, _____ *(exclamation)*! I ran so fast my _____ *(body part)* fell off.

The moral of the story: never enter a haunted house wearing _____ *(clothing item)*.





STORY 2: A Witch is Midnight Recipe

To brew a perfect Halloween potion, you will need: three _____ *(plural noun)*, one cup of _____ *(liquid)*, and a _____ *(adjective)* pinch of _____ *(noun)*. Stir _____ *(number)* times while saying the magic word: _____ *(made-up word)*. Add a dash of _____ *(emotion)* and a sprinkle of _____ *(noun)*. The potion will turn _____ *(color)* and smell like _____ *(smell)*. Drink it only if you want to become a _____ *(creature)* for one night. Side effects may include _____ *(verb ending in -ing)* uncontrollably and speaking only in _____ *(language)*.













Pumpkin Spice Muffins

Ingredients

1 ½ cups flour
1tsp baking powder
1tsp cinnamon
1/2tsp nutmeg
1/2tsp baking soda
1/2cup pumpkin puree
1/2cup brown sugar
1egg
1/4cup milk
1/4cup melted butter

Steps

Mix dry ingredients

Mix wet ingredients separately

Combine both mixtures

Pour into muffin tins

Bake 20–22 min at 180°C

Cool & enjoy



EASYBITESKITCHEN



DIY TOMATO CAGE GHOSTS
with Cheesecloth & Lights

1 GATHER YOUR SUPPLIES

- Tomato cages (3 sizes: large, medium, small)
- Cheesecloth
- String or twine
- Black felt or fabric (for eyes & mouth)
- String lights
- Ground stakes (optional)





2 PREPARE THE TOMATO CAGES

Stack the cages from largest to smallest to create a ghost shape.



3 SECURE THE CAGES

Use twine or zip ties to secure the cages together at the top.



4 ADD THE CHEESECLOTH

Drape the cheesecloth over the frame, letting it flow to the ground.



5 SHAPE & DISTRESS

Pull and tear the cheesecloth for a tattered, flowy look. Adjust so it drapes evenly.

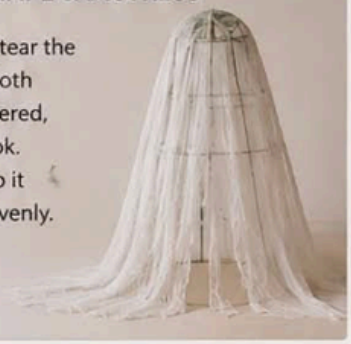

6 ADD THE FACE

Cut eyes and mouth shapes from black felt or fabric and attach with glue or pins.



7 ADD THE LIGHTS

Place string lights inside the ghost. Arrange them evenly from top to bottom.



8 SECURE & STABILIZE

Use ground stakes or weigh down the base so your ghost stays in place outside.



9 DISPLAY & ENJOY!

Place your ghosts in your yard or porch for a spooky glow!





TIPS & IDEAS

- Use different cage sizes for a fun family of ghosts.
- Add a witch hat, scarf, or sign for extra character.
- Use warm white or colored lights for different vibes.
- Store them flat by removing lights and collapsing cages.





