# TEENS ACTIVITY PACK - OCTOBER




ColoringBookFun.com

# October is National Popcorn Month!

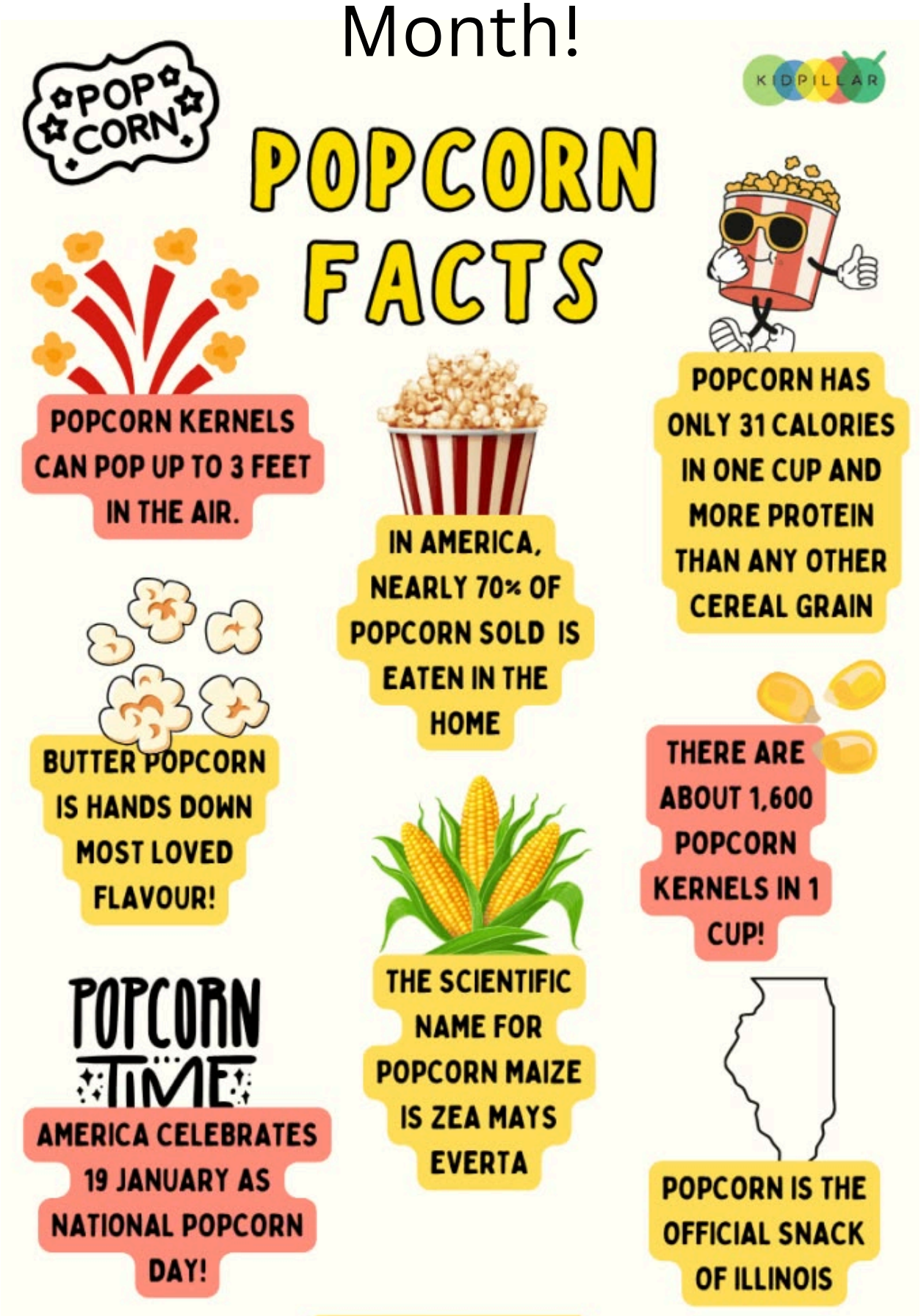



# POPCORN WORD SEARCH



POPCORN
KERNEL
EXPLODE
HEAT
SNACK
MICROWAVE
MOVIE
BUTTER
HULL
BAG
FIBER
SALT
OIL
GRAIN
KETTLE
POPPED
JIFFYPOP
AIRPOP

C F L E M I N G R E K L A W X
P B U T T E R E S C E R W D J
O E S M K A O G C P R A C P A
P M H E A T R R C Q N K U M I
Y E L C I R R A Q L E E J F R
F A H E W O O I S T L A I C P
F G U O P R I N S S G B C E O
I W L A P O Q J B U E Y E V P
J A L S G E P O B R E L S A A
R L N E A B O C K I T O O W R
R K V N A C O T O T M I N O E
A C C O K M I I E R E E P R K
X J O A P Y L K O J N A Q C E
U Y G W N S D R E W M P V I N
V W X H U S P B N E I V O M N
S A L T V Z I P O P P E D N B
U Y G E D O L P X E J P V E A
X J D O F Z I C B J W E S T G

# GHOST MARSHMALLOW POPS

## YOU WILL NEED:

- 12 Large Marshmallows
- 1 cup White Chocolate Melting Wafers
- 12 Lollipop Sticks or Paper Straws
- 1/4 cup Mini Chocolate Chips for faces
- optional: Black Icing Writer or Melted Chocolate
- optional: Festive Sprinkles



## LET'S MAKE THEM!

1. Line a tray with parchment paper. Insert a lollipop stick securely into each large marshmallow.
2. Place white chocolate wafers in a microwave-safe bowl. Microwave in 20-second bursts, stirring in between, until melted and smooth.
3. Dip each marshmallow pop into the melted white chocolate to coat completely, tapping gently to remove excess. Set on the prepared tray.
4. Allow the chocolate to set slightly for 1-2 minutes. Carefully press mini chocolate chips onto the pop for eyes and mouth to create your ghost face. For variety, add sprinkles or use icing.
5. Let the pops set completely on the counter or in the fridge (approx. 10-15 mins).
6. Display or serve and enjoy!

## KEY FACTS:

- PREP TIME: 15 mins
- TOTAL TIME: 25 mins (including chilling)
- SERVINGS: 12 Pops

# HAUNT THIS HOUSE




BESPOKE WORKSHEETS MADE FOR YOU BY: JENNYLEONARDART.COM



# OCTOBER 2ND IS WORLD SMILE DAY!!!

**Created by artist Harvey Ball, the day honors his iconic smiley face and its message of goodwill. Take a moment to smile at a stranger, share a funny story, or simply appreciate the happiness a simple grin can bring.**



# 7-Day Kindness Challenge

- [ ]  **Day 1:** Do something nice for someone.
- [ ]  **Day 2:** Write a kind note or message.
- [ ]  **Day 3:** Give someone a compliment.
- [ ]  **Day 4:** Help someone without being asked.
- [ ]  **Day 5:** Do something to make someone's day better.
- [ ]  **Day 6:** Be a good friend and include others.
- [ ]  **Day 7:** Show gratitude and give a hug.

Small acts. Big impact. ♡


RIP
RIP
HAPPY
HALLOWEEN